

i:SY 2022 / THE ORIGINAL

i:SY

www.iSY.de

i:SY MAGAZINE / NO.4
RELOADED / 2022



Ride it! Love it!

LEGAL NOTICE:

Publisher
i:SY GmbH & Co. KG
Hauptstr. 34
32609 Hüllhorst/Germany
Info@iSY.de
- All rights are reserved -

Editorial team
Martin Kuhlmeier / i:SY
Nora Rolfsmeier / i:SY
Jessica Schumacher / i:SY

Photos
Winfried Heinze / b.lateral

Conception
Sonja Frick / 3H Create

Layout & Design
Henrik Bökenkröger / TwoTypes

Technical Support
Sven Honkomp / i:SY
René Ruddigkeit / i:SY

Creative Support
Jessica Grashoff

Management & Coordination
Nora Rolfsmeier / i:SY

We thank the city of St. Gallen, Switzerland, for its support.

Our special thanks goes to the following stores in the Lattich Quarter:
Esther König - www.konigs.ch - Lamp store
Piero Albanese - www.maremonte.ch - Olives and wine
Wilde Möhre - www.Lattich.ch - Güterbahnhofstrasse - café and lunch

EDITORIAL



As you browse through the new i:SY magazine and encounter the i:SY's new 2022 generation, it makes us very happy, grateful and proud of what we have achieved.

The reason why i:SY is so successful is in part due to the fact that we ourselves get out and about on rides and try out each new idea over many kilometres. This also shows that a perfect ride geometry is not produced on the drawing board. It comes from knowing how every part of a bike interacts and how perfect something feels.

At this point, it should be noted that the i:SY is ultimately the result of a truly great mobility idea and an active dialogue with you, our customers and i:SY fans, and with our dedicated dealers. I'd like to take this opportunity to thank you for your contribution. Together with you, we have managed to establish the i:SY as a reference model in the compact bike category. This would not have been possible without constant input from the large i:SY community.

As you might expect, I come across i:SY riders when I'm on the road and we have a little chat. Most recently I was on the wonderful Lake Constance-Königssee route. No-one recognised me – there's nothing wrong with that. But we did share our unbridled enthusiasm for the i:SY. And that's what counts. Who knows? I might even meet you when out on a bike tour. I'd be pleased if I did.

Until then have a good trip each and every time!

MARTIN KUHLMEIER
i:SY Developer and Founder

CONTENT

- 06 The i:SY principle
- 08 Our four model ranges explained
- 10 Our new products for the model year 2022
- 16 The i:SY success story
- 19 i:SY Compact vehicle concept / technical dimensions
- 20 i:SY S8
- 26 i:SY E5
- 34 i:SY Jungle / 2022 limited edition model
- 40 i:SY N3.8
- 46 i:SY R14
- 51 i:SY XXL vehicle concept / technical dimensions
- 52 i:SY XXL
- 62 i:SY Speed
- 66 i:SY Cargo
- 76 Transport accessories
- 94 Protection accessories
- 100 Comfort accessories
- 106 Pimp my i:SY / decal sets
- 116 Our warranty information
- 118 Complete overview: i:SY models 2022
- 120 i:SY colour overview 2022

GOOD TO KNOW

- 52 Ergonomic design & riding dynamics
- 59 S pedelecs
- 63 Cargo bike subsidies
- 72 Air pressure
- 78 Pet on board
- 85 Centre of gravity
- 91 Two-leg stand / handlebar damper
- 96 Installation costs
- 115 Battery range

Ride it!

i:SY PERFECTLY DESIGNED


The i:SY has a **PERFECTLY DESIGNED FRAME GEOMETRY**. The frame is adjustable in height and length, thus ensuring **OPTIMAL POWER DELIVERY** in an upright sitting position. **THE RIGID FRAME** makes the i:SY extremely stable when riding, even when carrying baggage at the front and rear. This means it is also perfect for long cycling trips. The i:SY design is a **MULTI-AWARD WINNER**.

i:SY DOWN TO THE TINIEST DETAIL

CONSISTENTLY WELL-DESIGNED,

the i:SY vehicle concept enamours cyclists **RIGHT DOWN TO THE TINIEST DETAIL**. The i:SY impresses owing to its **COMPACT 20" DESIGN** with its small required storage space and high portability. Thanks to the SpeedLifter Twist handlebars, it can be rotated through 90° without tools and the pedals can be folded up. A compact, practical design.

As you might expect, the **ADJUSTED GEAR TRANSMISSION** ensures a normal pedalling frequency like the one on a 26 or 28 inch bike. The wheelbase is also the same as on a 28-inch bicycle.



i:SY RIDING BLISS

Agile, precise and ready to sprint, the small, light 20" wheels deliver rapid acceleration. **THE LOW CENTRE OF GRAVITY** and wide balloon tyres ensure that **THE i:SY IS ALSO EXTREMELY SAFE**. Even inexperienced riders immediately feel comfortable and at ease on the i:SY. **EXPECT THE UNEXPECTED** – you will experience **INCOMPARABLE RIDE QUALITY** and sheer riding bliss on the i:SY. That's a promise.



Love it!

IMPROVED QUALITY OF LIFE

Being on the move close to nature, discovering new things, living healthily, staying fit – cycling brings quality of life and moments of happiness, no matter whether you go cycling on your own or together with friends.

i:SY FOR COMMUTING AND EVERYDAY LIFE

Arrive at work or get to an appointment quickly, relaxed and sweat-free. The i:SY is the perfect solution for (almost) every circumstance. Thanks to a compact design, it requires little space and is easy to transport, even for commuters travelling by train.



i:SY
THE ORIGINAL
SINCE 2008

HEADWINDS ARE FUN

Headwinds, steep hills and high mountains are no longer a problem. Quite the opposite. You'll love them. With the i:SY, you'll use your bike a great deal more and will explore completely new routes. Experience the lightness of cycling!

TAKING THE i:SY WITH YOU ON TRIPS

The perfect compact bike for yacht skippers, globetrotters and adventurers exploring off the beaten path.

The i:SY not only offers greater freedom of movement to leisure sailors and motor home enthusiasts.



MOBILE AT ALL TIMES

Whether you set off on your bike from home, start your trip on public transport or alternate between your car and bike while on the road, you'll enjoy little jaunts and great escapes alike on your i:SY.

OUR FOUR MODEL RANGES EXPLAINED:

WHAT i:SY TYPE ARE YOU?

S8



Motor	BOSCH Active Line Plus
Gear shift	SHIMANO Nexus 8-speed
Drive unit	Chain
Battery	400 Wh or 500 Wh

Our S8 models are fitted with a Shimano Nexus 8-speed hub gear. The S8 RT features a back-pedal brake while the S8 F has a freewheel. Fitted with the harmonious Bosch Active Line Plus motor, the S8 F and S8 RT are perfectly equipped for everyday use. This model is supplied with a chain drive only.

E5



Motor	BOSCH Performance Line (Di2: CX)
Gear shift	SHIMANO Nexus 5-speed (Di2: electronic)
Drive unit	Toothed belt
Battery	500 Wh

The E5 ZR model series (freewheel or backpedal) impresses sporty commuters in mainly urban areas with a 5-speed Shimano hub gear containing a toothed-belt drive, all specially developed for E-bikes. This model contains the Bosch Performance Line drive unit. The electronic Di2 version allows the rider to switch gears using a button or ride in automatic mode. The Bosch Performance Line CX is used in this version.

N3.8



Motor	BOSCH Performance Line
Gear shift	ENVIOLLO 380
Drive unit	Toothed belt
Battery	500 Wh

The N3.8 ZR models are equipped with a continuously variable gear shift (Enviolo 3.8 hub) and an easy-care toothed-belt drive. Featuring the dynamic Bosch Performance Line drive unit, they are optimally rigged for use on flat or hilly terrain by frequent riders and pleasure cyclists alike. The Comfort versions feature a by.schulz suspension seat post and handlebars with a greater offset, a shorter stem and a larger saddle.

R14



Motor	BOSCH Performance Line CX
Gear shift	ROHLOFF e14
Drive unit	Toothed belt
Battery	500 Wh

Our R14 ZR models are equipped with a 14-speed Rohloff electronic hub gear and an easy-care toothed belt drive. A button is used to switch gears manually. The powerful Bosch Performance Line CX drive is built into this model, the perfect companion on challenging varied terrain. In its Speed version, the R14 is supplied with the Bosch Nyon on-board computer as standard.

OUR NEW PRODUCTS FOR THE MODEL YEAR 2022

It is difficult to make good things even better. However, this is exactly the task we set ourselves, and the result is our product range for the model year 2022.

We are not like other companies – and we don't want to be, either. We love to scrutinise existing solutions, think outside the box, experiment and dare to try new things – always for a good reason. Indeed, there is no component of our 20-inch compact bicycle that hasn't undergone our critical examination. We have, quite literally, considered every single screw with the aim of making our i:SY even better. We were acutely aware of our responsibility not to change the essence of the i:SY. Its iconic design, its outstanding ride characteristics and, of course, its high quality. We think we've succeeded.

We have developed a new model line as a spectacular newcomer for the model year 2022: the Comfort models.

We take our end users' needs into account in its design – a by.schulz suspension seat post, shorter stem, comfortable saddle and handlebars are typical modification requests that we will be meeting from model year 2022 with our E5 and XXL N3.8 models ex works.

XXL is a trend we are continuing with other model variants:

Now also bringing Shimano's special e-bike gear shift, Nexus E5, into the category of our compact bikes with increased load. It is available in three versions: as a freewheel hub, a backpedal hub and an electronic Di2 automatic hub.



i:SY

i:SY

OUR i:SY OFFERS MANY NEW FEATURES:



OPTIMISED FRAME NEW

Evolution not revolution. Even though it may look unchanged on first glance, the i:SY frame has been carefully enhanced. The seat stays are now almost parallel to the main tube, giving the i:SY a longer, more “mature” look. The re-designed rear frame blends more harmoniously into the i:SY’s overall appearance, improves rigidity and makes the i:SY even more immediate and agile in its response.


BOSCH ACTIVE LINE PLUS MOTOR NEW

More power even in entry-level models. With a torque boost of 25 % (50 Nm instead of 40 Nm), the BOSCH Active Line Plus equips our S8 models ready for even more leisurely countryside trips with occasional climbs.



SCHWALBE PICK UP TYRES NEW

Better surface contact. Thanks to its ultra-sturdy double carcass, the Schwalbe Pick-Up becomes a real pack horse with excellent puncture protection. The ADDIX E-Compound not only provides our i:SY with low rolling resistance, but it has also allowed us to enhance the i:SY’s ride quality even more effectively.



i:SY CARRIER NEW

The sophisticated way to carry loads. Safe child transport is a key sales argument. As a result of the limitations of supplier components, however, this was not possible in the past. This motivated us to develop our own pannier rack. A system pannier rack which, in addition to a flexible bag solution, offers extra transport solutions and child transport. In the model year 2022, all i:SY models will be equipped with the new i:SY Carrier. This new pannier rack is compatible with the MonkeyLoad-T and MonkeyLoad-S for side bags.

MONKEYLOAD NEW

One click and you're off! Conventional pannier rack bags are not particularly intuitive. MonkeyLoad, on the other hand, takes things to a whole new level. MonkeyLoad-S is the system for side bags on pannier racks and impresses with its simple, intuitive use: these panniers automatically clip into place due to their own weight. The tool-free angle adjustment also ensures maximum foot clearance while cycling. The i:SY pannier rack is also compatible with a MonkeyLoad-T connector. With the MonkeyLoad-T adapter plate, items such as bags or baskets can be clicked onto the rack and, what's more, locked into position.

MONKEY
LOAD ready

FUXON FF 100 HB HEADLIGHT NEW

Good lighting is a safety feature. We have given careful thought to the subject of lighting and have ridden many kilometres in the dark to carry out tests. As a result, our i:SY models for 2022 are equipped with a bright 100-lux front light with a main beam function. What's more, this light is fitted for all price categories. After all, safety should never be a luxury.





R-GLOW COB REAR LIGHT **NEW**

Illuminates without dazzling others. The chip-on-board (COB) technology has been adopted directly from the automotive industry. Several small LEDs on one carrier enable considerably higher light output with less glare.

SKS GUARDS **NEW**

Better protection in rain and wet conditions. The SKS Bluemels enclose the tyre more effectively, providing improved splash protection with their front lip. They are also robust, bend-proof and protected against corrosion.



ERGON - FITTED AS STANDARD **NEW**

These ergonomic originals provide effective relief for numb fingers and aching hands and forearms.

Made in Germany with TÜV-certified grip rubber, they contain no fillers, simply pure rubber with just medical-grade liquid paraffin as a plasticiser. Ergon handles are held up as a standard worldwide when it comes to function, material and workmanship.



ABUS LOCK SET **NEW**

Protecting what you love. We recommend acquiring an ABUS lock set with every i:SY. These consist of a frame lock, a 130 cm plug-in chain with a saddle bag for storage and four matching keys for the lock and battery.



DISC BRAKES **NEW**

Safety without compromise. All our i:SY bikes for the model year 2022 are equipped with high-performance disc brakes. Our S8 features hydraulic disc brakes by Shimano. The models E5, N3.8 and R14 are even fitted with 4-piston disc brakes with 180-mm brake discs. One highlight is the TRP brake on our cargo bike – with a thickness of 2.3 mm, the brake discs are not only more durable against wear, but also remain more thermally stable during prolonged braking.

i:SY HANDLEBARS, STEM AND SEAT POST **NEW**

We take care of everything. We set high standards for frames at i:SY. As a consequence, we also have the components that help unit riders with the i:SY frame manufactured to our specifications. Handlebars, stem and seat post are all equipped for a rider weight of 140 kg. Our Comfort models have higher handlebars with more backsweep and a shorter stem.



CHAIN OR BELT GUARD **NEW**

No more dirty or caught trouser legs.

Our i:SY glides into the model year 2022 with a sturdy chain or belt guard.



i:SY

THE i:SY SUCCESS STORY

Conceived and developed as a vehicle concept by Martin Kuhlmeier back in 2007, the i:SY was launched at EuroBike in the German city of Friedrichshafen in 2008. It was showcased in the then unfamiliar Compact Bike bicycle category.

At that time, we were backwater pioneers, a small East Westphalian company with a garage set-up casting its eye towards greater things with its idea of a small, compact bike.

More than 14 years have passed since then. During this time, the electric i:SY has become a benchmark in the compact bicycle segment, where it alone can claim to be the original.

Besides its ingenious geometry with exceptional riding characteristics, what really impresses is the frame's uniqueness. The clear-cut, timeless design language is the basis for the i:SY's great acceptance, high brand recognition and, indeed, its success. These unique selling points are all the more valid in times when bicycle designs all look alike. Oversized square tubes lead to standardisation and it is often virtually impossible to make a distinction between different manufacturers and their brands.

i:SY has been building the same basic shape for almost 15 years. Other product developments before it have shown that continuity produces design icons. That's why we are sticking to our design concept while aspiring to deliver constant further technical development, just like when we were starting out.



i:SY COMPACT VEHICLE CONCEPT

Excellent riding characteristics combined with a compact design are no paradox in the i:SY. Mobility is consistently well-conceived and made easy: a small required storage space and optimum portability make the i:SY an ideal companion for everyday use and on trips away.



Here, i:SY with handlebars twisted 90° (SPEED LIFTER Twist T22 fitted as standard) and pedals retracted (folding pedals fitted as standard)



i:SY with handlebars twisted 90° here (SPEED LIFTER Twist T22 easy to adjust without tools, fitted as standard)

OVERALL LENGTH i:SY 1600 mm



MINIMUM HEIGHT:

i:SY 1050 mm

300 mm

i:SY with pedals retracted here (folding pedals fitted as standard)

See page 51 for technical dimensions of i:SY XXL

i:SY S8

Our S8 models are fitted with a SHIMANO Nexus 8-speed hub gear.

We now have even greater power with the new BOSCH Active Line Plus drive, including in our entry-level models with a chain drive and disc brakes.





i:SY S8 F

BOSCH ACTIVE LINE PLUS

Gear shift	SHIMANO Nexus 8-speed, with freewheel
Assistance	25 km/h
Range	See page 115 / battery range
Battery power	400 Wh
Motor power	36 V / 250 W
Weight	About 23,8 kg (including battery)
Push assist	6 km/h

Frame	Original i:SY Compact 47 cm unisex
Motor	BOSCH Active Line Plus, 36 V / 250 W
Battery	BOSCH PowerPack 400, 36 V, 11 Ah
Charger	BOSCH Compact Charger 2 Ah
Display	BOSCH Purion
Rims	RYDE Andra 40 Disc, 32 H
Tyres	SCHWALBE Pick Up, Super Defense, 60-406
Brakes	SHIMANO BR-MT 200, hydraulic 2-piston disc brake, front / rear
Handlebars	i:SY handlebars, height: 37 mm
Handlebar adjustment	SPEEDLIFTER Twist T22 170 mm
Stem	i:SY stem 70 mm
Handles	ERGON GP10 ergonomic handles
Seat post	i:SY seat post, 415 mm, Ø 34,9 mm
Saddle	VELO ZECURE, Hydro Foam, size S
Pedals	VP Components folding pedals
Headlight	FUXON FF-100HB, 100 Lux LED with main beam
Rear light	FUXON COB-LED rear light on pannier rack
Pannier rack	i:SY Carrier with MonkeyLoad adapter
Perm. total weight	140 kg



Colours

● pepper black matt

400 Wh
battery



i:SY S8 F

BOSCH ACTIVE LINE PLUS

Gear shift	SHIMANO Nexus 8-speed, with freewheel
Assistance	25 km/h
Range	See page 115 / battery range
Battery power	500 Wh
Motor power	36 V / 250 W
Weight	About 23,8 kg (including battery)
Push assist	6 km/h

Frame	Original i:SY Compact 47 cm unisex
Motor	BOSCH Active Line Plus, 36 V / 250 W
Battery	BOSCH PowerPack 500, 36 V, 13,8 Ah
Charger	BOSCH Compact Charger 2 Ah
Display	BOSCH Purion
Rims	RYDE Andra 40 Disc, 32 H
Tyres	SCHWALBE Pick Up, Super Defense, 60-406
Brakes	SHIMANO BR-MT 200, hydraulic 2-piston disc brake, front / rear
Handlebars	i:SY handlebars, height: 37 mm
Handlebar adjustment	SPEEDLIFTER Twist T22 170 mm
Stem	i:SY stem 70 mm
Handles	ERGON GP10 ergonomic handles
Seat post	i:SY seat post, 415 mm, Ø 34,9 mm
Saddle	VELO ZECURE, Hydro Foam, size S
Pedals	VP Components folding pedals
Headlight	FUXON FF-100HB, 100 Lux LED with main beam
Rear light	FUXON COB-LED rear light on pannier rack
Pannier rack	i:SY Carrier with MonkeyLoad adapter
Perm. total weight	140 kg



Colours

● pepper black matt

● poppy red shiny

● froggy green shiny

500 Wh
battery

NEW

ENTRY-LEVEL MODEL:
 + CHAIN DRIVE
 + BACKPEDAL
 + DISC BRAKE
 + BOSCH ACTIVE PLUS MOTOR

MONKEY
LOAD ready



Shown here:
froggy green shiny

i:SY S8 RT

BOSCH ACTIVE LINE PLUS

Gear shift	SHIMANO Nexus 8-speed, with backpedal
Assistance	25 km/h
Range	See page 115 / battery range
Battery power	500 Wh
Motor power	36 V / 250 W
Weight	About 24,1 kg (including battery)
Push assist	6 km/h

Frame	Original i:SY Compact 47 cm unisex
Motor	BOSCH Active Line Plus, 36 V / 250 W
Battery	BOSCH PowerPack 500, 36 V, 13,8 Ah
Charger	BOSCH Compact Charger 2 Ah
Display	BOSCH Purion
Rims	RYDE Andra 40 Disc, 32 H
Tyres	SCHWALBE Pick Up, Super Defense, 60-406
Brakes	SHIMANO BR-MT 200, hydraulic 2-piston disc brake, front / rear
Handlebars	i:SY handlebars, height: 37 mm
Handlebar adjustment	SPEEDLIFTER Twist T22 170 mm
Stem	i:SY stem 70 mm
Handles	ERGON GP10 ergonomic handles
Seat post	i:SY seat post, 415 mm, Ø 34,9 mm
Saddle	VELO ZECURE, Hydro Foam, size S
Pedals	VP Components folding pedals
Headlight	FUXON FF-100HB, 100 Lux LED with main beam
Rear light	FUXON COB-LED rear light on pannier rack
Pannier rack	i:SY Carrier with MonkeyLoad adapter
Perm. total weight	140 kg



- Colours
- pepper black matt
 - poppy red shiny
 - froggy green shiny


500 Wh
battery



i:SY E5

The i:SY E5 with the BOSCH Performance Line motor plus the 5-speed gear shift for pedelecs specially developed by SHIMANO: rapidly turned into a bestseller after just one season.

A NEW addition to the range is the lively Di2 version with electronic gear shift and the powerful BOSCH CX drive.



Shown here:
wild cherry mattShown here:
wild cherry matt**i:SY E5 ZR F****BOSCH PERFORMANCE LINE**

Gear shift	SHIMANO Nexus 5-speed, with freewheel
Assistance	25 km/h
Range	See page 115 / battery range
Battery power	500 Wh
Motor power	36 V / 250 W
Weight	About 23,7 kg (including battery)
Push assist	6 km/h

Frame	Original i:SY Compact 47 cm unisex
Motor	BOSCH Performance Line, 36 V / 250 W
Battery	BOSCH PowerPack 500, 36 V, 13,8 Ah
Charger	BOSCH Standard Charger 4 Ah
Display	BOSCH Intuvia
Rims	RYDE Andra 40 Disc, 32 H
Tyres	SCHWALBE Pick Up, Super Defense, 60-406
Brakes	SHIMANO BR-MT420/410, hydraulic 4 / 2 piston disc brake, front / rear
Handlebars	i:SY handlebars, height: 37 mm
Handlebar adjustment	SPEEDLIFTER Twist T22 170 mm
Stem	i:SY stem 70 mm
Handles	ERGON GP10 ergonomic handles
Seat post	i:SY seat post, 415 mm, Ø 34,9 mm
Saddle	VELO ZECURE, Hydro Foam, size S
Pedals	VP Components folding pedals
Headlight	FUXON FF-100HB, 100 Lux LED with main beam
Rear light	FUXON COB-LED rear light on pannier rack
Pannier rack	i:SY Carrier with MonkeyLoad adapter
Perm. total weight	140 kg

**Colours**

- pepper black matt
- poppy red shiny
- froggy green shiny
- champagne shiny
- cosmos blue matt
- seashell white shiny
- happy orange shiny
- wild cherry matt
- mint green shiny

i:SY E5 ZR RT**BOSCH PERFORMANCE LINE**

Gear shift	SHIMANO Nexus 5-speed, with backpedal
Assistance	25 km/h
Range	See page 115 / battery range
Battery power	500 Wh
Motor power	36 V / 250 W
Weight	About 24,0 kg (including battery)
Push assist	6 km/h

Frame	Original i:SY Compact 47 cm unisex
Motor	BOSCH Performance Line, 36 V / 250 W
Battery	BOSCH PowerPack 500, 36 V, 13,8 Ah
Charger	BOSCH Standard Charger 4 Ah
Display	BOSCH Intuvia
Rims	RYDE Andra 40 Disc, 32 H
Tyres	SCHWALBE Pick Up, Super Defense, 60-406
Brakes	SHIMANO BR-MT420/410, hydraulic 4 / 2 piston disc brake, front / rear
Handlebars	i:SY handlebars, height: 37 mm
Handlebar adjustment	SPEEDLIFTER Twist T22 170 mm
Stem	i:SY stem 70 mm
Handles	ERGON GP10 ergonomic handles
Seat post	i:SY seat post, 415 mm, Ø 34,9 mm
Saddle	VELO ZECURE, Hydro Foam, size S
Pedals	VP Components folding pedals
Headlight	FUXON FF-100HB, 100 Lux LED with main beam
Rear light	FUXON COB-LED rear light on pannier rack
Pannier rack	i:SY Carrier with MonkeyLoad adapter
Perm. total weight	140 kg

**Colours**

- pepper black matt
- poppy red shiny
- froggy green shiny
- champagne shiny
- cosmos blue matt
- seashell white shiny
- happy orange shiny
- wild cherry matt
- mint green shiny



i:SY

i:SY



MONKEY
LOAD ready

NEW
ELECTRONIC
5-SPEED HUB
WITH AUTOMATIC
TRANSMISSION

Shown here:
froggy green shiny

i:SY E5 ZR F Di2

BOSCH PERFORMANCE LINE CX

Gear shift	SHIMANO Nexus 5-speed, with automatic
Assistance	25 km/h
Range	See page 115 / battery range
Battery power	500 W
Motor power	36 V / 250 W
Weight	About 22,9 kg (including battery)
Push assist	6 km/h

Frame	Original i:SY Compact 47 cm unisex
Motor	BOSCH Performance Line CX, 36 V / 250 W
Battery	BOSCH PowerPack 500, 36 V, 13,8 Ah
Charger	BOSCH Standard Charger 4 Ah
Display	BOSCH KIOX
Rims	RYDE Andra 40 Disc, 32 H
Tyres	SCHWALBE Pick Up, Super Defense, 60-406
Brakes	SHIMANO BR-MT420/410, hydraulic 4 / 2 piston disc brake, front / rear
Handlebars	i:SY handlebars, height: 37 mm
Handlebar adjustment	SPEEDLIFTER Twist T22 170 mm
Stem	i:SY stem 70 mm
Handles	ERGON GP10 ergonomic handles
Seat post	i:SY seat post, 415 mm, Ø 34,9 mm
Saddle	VELO ZECURE, Hydro Foam, size S
Pedals	VP Components folding pedals
Headlight	FUXON FF-100HB, 100 Lux LED with main beam
Rear light	FUXON COB-LED rear light on pannier rack
Pannier rack	i:SY Carrier with MonkeyLoad adapter
Perm. total weight	140 kg



Colours

- pepper black matt
- poppy red shiny
- froggy green shiny
- champagne shiny
- cosmos blue matt
- seashell white shiny
- happy orange shiny
- wild cherry matt
- mint green shiny

THE NEW i:SY E5 ZR F Di2

Electronic and fully automatic gear shifting on the i:SY with the Di2. SHIMANO's electronic e-bike gear shift makes things happen. It's not only fast and precise. It can also be switched from manual to automatic when required.

The Di2 reduces the motor's peak loads thanks to its integrated servo technology. This allows the Nexus E5 gear hub to be used with the full torque in the BOSCH Performance Line CX.



LIMITIERTES SONDERMODELL 2022:

i:SY JUNGLE

We proudly present a true eye-catcher in exclusive shimmering matt green paintwork and a few other highly pleasing equipment highlights ... the new special i:SY model: JUNGLE.

A real beauty but strictly limited.



Shown here:
jungle green matt

i:SY JUNGLE E5 ZR F

BOSCH PERFORMANCE LINE

Gear shift	SHIMANO Nexus 5-speed, with freewheel
Assistance	25 km/h
Range	See page 115 / battery range
Battery power	500 Wh
Motor power	36 V / 250 W
Weight	About 24,6 kg (including battery and front carrier)
Push assist	6 km/h

Frame	Original i:SY Compact 47 cm unisex
Motor	BOSCH Performance Line, 36 V / 250 W
Battery	BOSCH PowerPack 500, 36 V, 13,8 Ah
Charger	BOSCH Standard Charger 4 Ah
Display	BOSCH Intuvia
Rims	RYDE Andra 40 Disc, 32 H
Tyres	SCHWALBE Super Moto-X, braun, 62-406
Brakes	SHIMANO BR-MT 420, hydraulic 4 / 2 piston disc brake, front / rear
Handlebars	i:SY handlebars, height: 37 mm
Handlebar adjustment	SPEEDLIFTER Twist T22 170 mm
Stem	i:SY stem 70 mm
Handles	VELO gel grips, cappuccino brown
Seat post	i:SY seat post, 415 mm, Ø 34,9 mm
Saddle	VELO, cappuccino brown, Hydro Foam, size S
Pedals	VP Components folding pedals
Headlight	FUXON FF-100HB, 100 Lux LED with main beam
Rear light	FUXON COB-LED rear light on pannier rack
Pannier rack	i:SY Carrier with MonkeyLoad adapter
Perm. total weight	140 kg



Special colour
● jungle green matt

LIMITED EDITION!

Shown here:
jungle green matt

i:SY JUNGLE E5 ZR RT

BOSCH PERFORMANCE LINE

Gear shift	SHIMANO Nexus 5-speed, with backpedal
Assistance	25 km/h
Range	See page 115 / battery range
Battery power	500 Wh
Motor power	36 V / 250 W
Weight	About 24,9 kg (including battery and front carrier)
Push assist	6 km/h

Frame	Original i:SY Compact 47 cm unisex
Motor	BOSCH Performance Line, 36 V / 250 W
Battery	BOSCH PowerPack 500, 36 V, 13,8 Ah
Charger	BOSCH Standard Charger 4 Ah
Display	BOSCH Intuvia
Rims	RYDE Andra 40 Disc, 32 H
Tyres	SCHWALBE Super Moto-X, braun, 62-406
Brakes	SHIMANO BR-MT 420, hydraulic 4 / 2 piston disc brake, front / rear
Handlebars	i:SY handlebars, height: 37 mm
Handlebar adjustment	SPEEDLIFTER Twist T22 170 mm
Stem	i:SY stem 70 mm
Handles	VELO gel grips, cappuccino brown
Seat post	i:SY seat post, 415 mm, Ø 34,9 mm
Saddle	VELO, cappuccino brown, Hydro Foam, size S
Pedals	VP Components folding pedals
Headlight	FUXON FF-100HB, 100 Lux LED with main beam
Rear light	FUXON COB-LED rear light on pannier rack
Pannier rack	i:SY Carrier with MonkeyLoad adapter
Perm. total weight	140 kg



Special colour
● jungle green matt

LIMITED EDITION!

Limited special i:SY MODEL JUNGLE

Our special models have long been true collector's items among fans of our brand. We're introducing an appealing special model once again this year, in the exclusive colour Jungle Green this time. Brown tyres, saddle and handles add classic accents. The i:SY front carrier is included as standard. It comes complete with its own colour-coordinated front carrier bag to match. And just like every year, the special Jungle model is only available in a limited number.





i:SY N3.8

A customer favourite is the i:SY N3.8 ZR with its continuously variable Enviolo hub for convenient, uncomplicated gear-switching on both flat and hilly terrain.

Its BOSCH Performance Line drive impresses frequent riders and pleasure cyclists alike.



MONKEY
LOAD ready

**CUSTOMER
FAVOURITE:**
CONTINUOUSLY
VARIABLE ENVIOLIO
GEAR SHIFT

Shown here:
cosmos blue matt

i:SY N3.8 ZR

BOSCH PERFORMANCE LINE

Gear shift	ENVIOLIO continuously variable hub gear
Assistance	25 km/h
Range	See page 115 / battery range
Battery power	500 Wh
Motor power	36 V / 250 W
Weight	About 24,4 kg (including battery)
Push assist	6 km/h

Frame	Original i:SY Compact 47 cm unisex
Motor	BOSCH Performance Line, 36 V / 250 W
Battery	BOSCH PowerPack 500, 36 V, 13,8 Ah
Charger	BOSCH Standard Charger 4 Ah
Display	BOSCH Intuvia
Rims	RYDE Andra 40 Disc, 32 H
Tyres	SCHWALBE Pick Up, Super Defense, 60-406
Brakes	SHIMANO BR-MT420/410, hydraulic 4 / 2 piston disc brake, front / rear
Handlebars	i:SY handlebars, height: 37 mm
Handlebar adjustment	SPEEDLIFTER Twist T22 170 mm
Stem	i:SY stem 70 mm
Handles	ERGON GP10 ergonomic handles
Seat post	i:SY seat post, 415 mm, Ø 34,9 mm
Saddle	VELO ZECURE, Hydro Foam, size S
Pedals	VP Components folding pedals
Headlight	FUXON FF-100HB, 100 Lux LED with main beam
Rear light	FUXON COB-LED rear light on pannier rack
Pannier rack	i:SY Carrier with MonkeyLoad adapter
Perm. total weight	140 kg



Colours

- pepper black matt
- poppy red shiny
- froggy green shiny
- champagne shiny
- cosmos blue matt
- seashell white shiny
- happy orange shiny
- wild cherry matt
- mint green shiny





Similar to image

Shown here:
pepper black matt

i:SY N3.8 ZR COMFORT BOSCH PERFORMANCE LINE

Gear shift	ENVIOLIO continuously variable hub gear
Assistance	25 km/h
Range	See page 115 / battery range
Battery power	500 Wh
Motor power	36 V / 250 W
Weight	About 24,9 kg (including battery)
Push assist	6 km/h

Frame	Original i:SY Compact 47 cm unisex
Motor	BOSCH Performance Line, 36 V / 250 W
Battery	BOSCH PowerPack 500, 36 V, 13,8 Ah
Charger	BOSCH Standard Charger 4 Ah
Display	BOSCH Intuvia
Rims	RYDE Andra 40 Disc, 32 H
Tyres	SCHWALBE Pick Up, Super Defense, 60-406
Brakes	SHIMANO BR-MT420/410, hydraulic 4 / 2 piston disc brake, front / rear
Handlebars	i:SY Comfort handlebars, height: 40 mm
Handlebar adjustment	SPEEDLIFTER Twist T22 170 mm
Stem	i:SY stem 50 mm
Handles	ERGON GC10 ergonomic handles
Seat post	BY.SCHULZ G.2 Short Travel, Ø 34,9 mm
Saddle	VELO ZECURE Comfort, Hydro Foam, size M
Pedals	VP Components folding pedals
Headlight	FUXON FF-100HB, 100 Lux LED with main beam
Rear light	FUXON COB-LED rear light on pannier rack
Pannier rack	i:SY Carrier with MonkeyLoad adapter
Perm. total weight	140 kg



- Colours
- pepper black matt
 - poppy red shiny
 - froggy green shiny
 - champagne shiny
 - cosmos blue matt
 - seashell white shiny
 - happy orange shiny
 - wild cherry matt
 - mint green shiny

GREATER COMFORT?



Want to sit somewhat straighter and enjoy maximum comfort?

No problem. Our new i:SY Comfort models are equipped with a strongly curved handlebars, a shorter stem, Ergon grips, a wide comfort saddle and a by.Schulz Parallelogram suspension seat post.

We also offer the i:SY XXL in the Comfort version (see page 54/55).





i:SY R14

The i:SY R14 impresses everyone who loves extra special technical features. Our top model leaves nothing to be desired as it is equipped with a 14-speed ROHLOFF electronic hub gear, an easy-care toothed belt drive, the largest transmission range in the i:SY model portfolio and the powerful BOSCH CX motor.



TOP MODEL:
ROHLOFF 14-SPEED ELECTRONIC GEAR SHIFT

Shown here:
happy orange shiny

i:SY R14 ZR

Gear shift	ROHLOFF Speedhub E-14, electronic
Assistance	25 km/h
Range	See page 115 / battery range
Battery power	500 Wh
Motor power	36 V / 250 W
Weight	About 23,5 kg (including battery)
Push assist	6 km/h

BOSCH PERFORMANCE LINE CX

Frame	Original i:SY Compact 47 cm unisex
Motor	BOSCH Performance Line CX, 36 V / 250 W
Battery	BOSCH PowerPack 500, 36 V, 13,8 Ah
Charger	BOSCH Standard Charger 4 Ah
Display	BOSCH KIOX
Rims	RYDE Andra 40 Disc, 32 H
Tyres	SCHWALBE Pick Up, Super Defense, 60-406
Brakes	SHIMANO BR-MT 420, hydraulic 4 / 2 piston disc brake, front / rear
Handlebars	i:SY handlebars, height: 37 mm
Handlebar adjustment	SPEEDLIFTER Twist T22 170 mm
Stem	i:SY stem 70 mm
Handles	ERGON GP10 ergonomic handles
Seat post	i:SY seat post, 415 mm, Ø 34,9 mm
Saddle	VELO ZECURE, Hydro Foam, size S
Pedals	VP Components folding pedals
Scheinwerfer	FUXON FF-100HB, 100 Lux LED with main beam
Rücklicht	FUXON COB-LED rear light on pannier rack
Gepäckträger	i:SY Carrier with MonkeyLoad adapter
ZuL. Gesamtgewicht	140 kg



Colours

- champagne shiny
- cosmos blue matt
- happy orange shiny



i:SY XXL VEHICLE CONCEPT

Excellent riding characteristics combined with a compact design are no paradox in the i:SY. Mobility is consistently well-conceived and made easy: a small required storage space and optimum portability make the i:SY an ideal companion for everyday use and on trips away.



Here, i:SY with handlebars twisted 90° (SPEED LIFTER Twist T22 fitted as standard) and pedals retracted (folding pedals fitted as standard)



i:SY with handlebars twisted 90° here (SPEED LIFTER Twist T22 easy to adjust without tools, fitted as standard)

GESAMTLÄNGE i:SY XXL 1630 mm



MINIMUM HEIGHT:

i:SY XXL
1133 mm

300 mm

i:SY with pedals retracted here (folding pedals fitted as standard)

See page 19 for technical dimensions of i:SY Compact

i:SY XXL

In terms of frame geometry, the XXL has been primarily developed for tall people (up to 210 cm). The seat tube, top tube length, wheelbase and tube diameter have been adapted accordingly and also designed for a greater load. A large bike with small wheels!

Shorter riders who weigh more than others (115–140 kg) can also use the XXL where required. However, an adjustment is needed for such riders. A shorter stem and handlebars curved further backwards are already incorporated in the XXL Comfort model. Our advice: you must take a test ride without fail!

Incidentally, all XXL models are fitted with our front carrier as standard.





MONKEY LOAD ready

NEW: COMFORT PACKAGE
 + COMFORTABLE HANDLEBARS
 + SUSPENSION SEAT POST
 + ERGONOMIC HANDLES
 + ERGONOMIC SADDLE

Shown here: pepper black matt

i:SY XXL E5 ZR F COMFORT

BOSCH PERFORMANCE LINE

Gear shift	SHIMANO Nexus 5-speed, with freewheel
Assistance	25 km/h
Range	See page 115 / battery range
Battery power	500 Wh
Motor power	36 V / 250 W
Weight	About 26,6 kg (including battery)
Push assist	6 km/h

Frame	Original i:SY Compact 51 cm unisex
Motor	BOSCH Performance Line, 36 V / 250 W
Battery	BOSCH PowerPack 500, 36 V, 13,8 Ah
Charger	BOSCH Standard Charger 4 Ah
Display	BOSCH Intuvia
Rims	RYDE Andra 40 Disc, 32 H
Tyres	SCHWALBE Pick Up, Super Defense, 60-406
Brakes	SHIMANO BR-MT 420, hydraulic 4 / 2 piston disc brake, front / rear
Handlebars	i:SY Comfort handlebars, height: 40 mm
Handlebar adjustment	SPEEDLIFTER Twist T22 220 mm
Stem	i:SY stem 50 mm
Handles	ERGON GC10 ergonomic handles
Seat post	BY.SCHULZ G.2 Long Travel, Ø 34,9 mm
Saddle	VELO ZECURE Comfort, Hydro Foam, size M
Pedals	VP Components folding pedals
Headlight	FUXON FF-100HB, 100 Lux LED with main beam
Rear light	FUXON COB-LED rear light on pannier rack
Pannier rack	i:SY Carrier with MonkeyLoad adapter
Perm. total weight	180 kg



Colours

- pepper black matt
- poppy red shiny
- froggy green shiny
- champagne shiny
- cosmos blue matt
- seashell white shiny
- happy orange shiny
- wild cherry matt
- mint green shiny

XXL:
 FOR RIDERS UP TO 210 CM TALL AND WEIGHING UP TO 140 KG



MONKEY LOAD ready

NEW: COMFORT PACKAGE
 + COMFORTABLE HANDLEBARS
 + SUSPENSION SEAT POST
 + ERGONOMIC HANDLES
 + ERGONOMIC SADDLE

Shown here: mint green shiny

i:SY XXL E5 ZR RT COMFORT

BOSCH PERFORMANCE LINE

Gear shift	SHIMANO Nexus 5-speed, with backpedal
Assistance	25 km/h
Range	See page 115 / battery range
Battery power	500 Wh
Motor power	36 V / 250 W
Weight	About 26,9 kg (including battery)
Push assist	6 km/h

Frame	Original i:SY Compact 51 cm unisex
Motor	BOSCH Performance Line, 36 V / 250 W
Battery	BOSCH PowerPack 500, 36 V, 13,8 Ah
Charger	BOSCH Standard Charger 4 Ah
Display	BOSCH Intuvia
Rims	RYDE Andra 40 Disc, 32 H
Tyres	SCHWALBE Pick Up, Super Defense, 60-406
Brakes	SHIMANO BR-MT 420, hydraulic 4 / 2 piston disc brake, front / rear
Handlebars	i:SY Comfort handlebars, height: 40 mm
Handlebar adjustment	SPEEDLIFTER Twist T22 220 mm
Stem	i:SY stem 50 mm
Handles	ERGON GC10 ergonomic handles
Seat post	BY.SCHULZ G.2 Long Travel, Ø 34,9 mm
Saddle	VELO ZECURE Comfort, Hydro Foam, size M
Pedals	VP Components folding pedals
Headlight	FUXON FF-100HB, 100 Lux LED with main beam
Rear light	FUXON COB-LED rear light on pannier rack
Pannier rack	i:SY Carrier with MonkeyLoad adapter
Perm. total weight	180 kg



Colours

- pepper black matt
- poppy red shiny
- froggy green shiny
- champagne shiny
- cosmos blue matt
- seashell white shiny
- happy orange shiny
- wild cherry matt
- mint green shiny

XXL:
 FOR RIDERS UP TO 210 CM TALL AND WEIGHING UP TO 140 KG



MONKEY LOAD ready

NEW
ELECTRONIC 5-SPEED HUB WITH AUTOMATIC TRANSMISSION

Shown here: seashell white shiny

i:SY XXL E5 ZR F Di2

BOSCH PERFORMANCE LINE CX

Gear shift	SHIMANO Nexus 5-speed, with automatic
Assistance	25 km/h
Range	See page 115 / battery range
Battery power	500 Wh
Motor power	36 V / 250 W
Weight	About 25,0 kg (including battery)
Push assist	6 km/h

Frame	Original i:SY Compact 51 cm unisex
Motor	BOSCH Performance Line CX, 36 V / 250 W
Battery	BOSCH PowerPack 500, 36 V, 13,8 Ah
Charger	BOSCH Standard Charger 4 Ah
Display	BOSCH KIOX
Rims	RYDE Andra 40 Disc, 32 H
Tyres	SCHWALBE Pick Up, Super Defense, 60-406
Brakes	SHIMANO BR-MT 420, hydraulic 4 / 2 piston disc brake, front / rear
Handlebars	i:SY Comfort handlebars, height: 37 mm
Handlebar adjustment	SPEEDLIFTER Twist T22 220 mm
Stem	i:SY stem 70 mm
Handles	ERGON GP10 ergonomic handles
Seat post	i:SY seat post, 415 mm, Ø 34,9 mm
Saddle	VELO ZECURE Comfort, Hydro Foam, size S
Pedals	VP Components folding pedals
Headlight	FUXON FF-100HB, 100 Lux LED with main beam
Headlight	FUXON COB-LED rear light on pannier rack
Pannier rack	i:SY Carrier with MonkeyLoad adapter
Perm. total weight	180 kg



Colours

- pepper black matt
- poppy red shiny
- froggy green shiny
- champagne shiny
- cosmos blue matt
- seashell white shiny
- happy orange shiny
- wild cherry matt
- mint green shiny

XXL:
FOR RIDERS UP TO 210 CM TALL AND WEIGHING UP TO 140 KG



MONKEY LOAD ready

CUSTOMER FAVOURITE:
CONTINUOUSLY VARIABLE ENVILO GEAR SHIFT

Shown here: champagne shiny

i:SY XXL N3.8 ZR

BOSCH PERFORMANCE LINE

Gear shift	ENVILO continuously variable hub gear
Assistance	25 km/h
Range	See page 115 / battery range
Battery power	500 Wh
Motor power	36 V / 250 W
Weight	About 26,5 kg (including battery)
Push assist	6 km/h

Frame	Original i:SY Compact 51 cm unisex
Motor	BOSCH Performance Line, 36 V / 250 W
Battery	BOSCH PowerPack 500, 36 V, 13,8 Ah
Charger	BOSCH Standard Charger 4 Ah
Display	BOSCH Intuvia
Rims	RYDE Andra 40 Disc, 32 H
Tyres	SCHWALBE Pick Up, Super Defense, 60-406
Brakes	SHIMANO BR-MT 420, hydraulic 4 / 2 piston disc brake, front / rear
Handlebars	i:SY handlebars, height: 37 mm
Handlebar adjustment	SPEEDLIFTER Twist T22 220 mm
Stem	i:SY stem 70 mm
Handles	ERGON GP10 ergonomic handles
Seat post	i:SY seat post, 415 mm, Ø 34,9 mm
Saddle	VELO ZECURE, Hydro Foam, size S
Pedals	VP Components folding pedals
Headlight	FUXON FF-100HB, 100 Lux LED with main beam
Rear light	FUXON COB-LED rear light on pannier rack
Pannier rack	i:SY Carrier with MonkeyLoad adapter
Perm. total weight	180 kg



Colours

- pepper black matt
- poppy red shiny
- froggy green shiny
- champagne shiny
- cosmos blue matt
- seashell white shiny
- happy orange shiny
- wild cherry matt
- mint green shiny

XXL:
FOR RIDERS UP TO 210 CM TALL AND WEIGHING UP TO 140 KG

GOOD TO KNOW

ERGONOMIC DESIGN & RIDING DYNAMICS

In the i:SY, the frame structure is basically designed so that you as rider sit somewhat further back to the rear (flat seat angle). This shifts the load at the saddle, pedal and handlebar contact points more towards the saddle. The flow of power to the pedals is thus also applied more effectively from the rear, which is significantly better and more efficient in an upright sitting position and also noticeably reduces impact on the hands on the handlebars. This effect varies depending on the individual setting on the SpeedLifter.

The i:SY thus fulfils the basic requirement for a comfortable sitting posture and rapid propulsion from an ergonomic perspective.

Let's take a look at its geometry and riding dynamics.

The crucial thing here is that you feel completely safe on your i:SY and, what's more, in every feasible ride situation, no matter if you're in the city, on a short or long tour or on a cycling trip. A torsion-resistant frame forms the base structure but it will only feel perfect when riding if the geometry is perfect. The key influencing factors are the seat angle, the steering angle, the upper and lower tube lengths and the wheelset. However, the fork's design also plays a highly essential role. If everything truly fits together, the result is magnificent and just perfect i:SY riding fun!

Our recommendations:

- A suspension seat post (recommendation: by.Schulz Parallelogram) is a perfect addition and a real gain in comfort.
- Perfect air pressure makes the difference (less is more)
- Never adjust the saddle forward on the i:SY if the distance to the handlebars feels too great. Always bring the handlebars back, e.g. with a shorter stem or suitable handlebars with a greater curve
- Try out to find the seat height which feels right for you (has an impact on all points of contact)
- Adjust Ergon grips (featured as standard) to the most suitable position for you
- The SpeedLifter's height adjustment allows you to vary the sitting position between sporty and very upright. Try it out and feel free to change position while out on a ride.





MONKEY
LOAD ready

TOP
MODEL:
ROHLOFF 14-SPEED
ELECTRONIC
GEAR SHIFT

Shown here:
champagne shiny

i:SY XXL R14 ZR

Gear shift	ROHLOFF Speedhub E-14, electronic
Assistance	25 km/h
Range	See page 115 / battery range
Battery power	500 Wh
Motor power	36 V / 250 W
Weight	About 25,6 kg (including battery)
Push assist	6 km/h

BOSCH PERFORMANCE LINE CX

Frame	Original i:SY Compact 51 cm unisex
Motor	BOSCH Performance Line CX, 36 V / 250 W
Battery	BOSCH PowerPack 500, 36 V, 13,8 Ah
Charger	BOSCH Standard Charger 4 Ah
Display	BOSCH KIOX
Rims	RYDE Andra 40 Disc, 32 H
Tyres	SCHWALBE Pick Up, Super Defense, 60-406
Brakes	SHIMANO BR-MT 420, hydraulic 4 / 2 piston disc brake, front / rear
Handlebars	i:SY handlebars, height: 37 mm
Handlebar adjustment	SPEEDLIFTER Twist T22 220 mm
Stem	i:SY stem 70 mm
Handles	ERGON GP10 ergonomic handles
Seat post	i:SY seat post, 415 mm, Ø 34,9 mm
Saddle	VELO ZECURE Comfort, Hydro Foam, size S
Pedals	VP Components folding pedals
Headlight	FUXON FF-100HB, 100 Lux LED with main beam
Rear light	FUXON COB-LED rear light on pannier rack
Pannier rack	i:SY Carrier with MonkeyLoad adapter
Perm. total weight	180 kg



Colours

- champagne shiny
- cosmos blue matt
- happy orange shiny

XXL:
FOR RIDERS UP
TO 210 CM TALL
AND WEIGHING
UP TO 140 KG



i:SY

i:SY SPEED

Looking for an environmentally friendly alternative to a car?
Want to ride faster on your way to work while becoming fitter?
Using our i:SY SPEED pedelecs, you can commute with up to
45 km/h motor support along your daily routes free of stress
while ensuring sustainability and keeping fit.



45 KM/H
S PEDELEC

Shown here:
pepper black matt

i:SY SPEED R14 ZR

BOSCH PERFORMANCE LINE SPEED

Gear shift	ROHLOFF Speedhub E-14, electronic
Assistance	45 km/h
Range	See page 115 / battery range
Battery power	500 Wh
Motor power	36 V / 350 W
Weight	About 23,7 kg (including battery)
Push assist	6 km/h

Frame	Original i:SY Compact 47 cm unisex
Motor	BOSCH Performance Line Speed, 36 V / 350 W
Battery	BOSCH PowerPack 500, 36 V, 13,8 Ah
Charger	BOSCH Standard Charger 4 Ah
Display	BOSCH Nyon
Rims	RYDE Andra 40 Disc, 32 H
Tyres	SCHWALBE Pick Up, Super Defense, 60-406
Brakes	MAGURA MT4N, hydraulic 2-piston disc brake with brake light function
Handlebars	i:SY handlebars, height: 37 mm
Handlebar adjustment	SPEEDLIFTER Twist T22 170 mm
Stem	i:SY stem 70 mm
Handles	ERGON GP10 ergonomic handles
Seat post	i:SY seat post, 415 mm, Ø 34,9 mm
Saddle	VELO ZECURE, Hydro Foam, size S
Pedals	VP Components folding pedals
Headlight	SUPERNOVA M99 Mini Pro-45, 280 Lux
Rear light	SUPERNOVA M99 Tail Light-45
Pannier rack	i:SY Carrier with MonkeyLoad adapter
Perm. total weight	140 kg



Colours

- pepper black matt
- poppy red shiny

ROHLOFF
14-SPEED
ELECTRONIC
GEAR SHIFT



MONKEY
LOAD ready

45 KM/H
S PEDELEC

Similar to image

Shown here:
pepper black matt

i:SY SPEED N3.8 ZR

BOSCH PERFORMANCE LINE SPEED

Gear shift	ENVIOLIO continuously variable hub gear
Assistance	45 km/h
Range	See page 115 / battery range
Battery power	500 Wh
Motor power	36 V / 350 W
Weight	About 24,3 kg (including battery)
Push assist	6 km/h

Frame	Original i:SY Compact 47 cm unisex
Motor	BOSCH Performance Line Speed, 36 V / 350 W
Battery	BOSCH PowerPack 500, 36 V, 13,8 Ah
Charger	BOSCH Standard Charger 4 Ah
Display	BOSCH Intuvia
Rims	RYDE Andra 40 Disc, 32 H
Tyres	SCHWALBE Pick Up, Super Defense, 60-406
Brakes	MAGURA MT4N, hydraulic 2-piston disc brake with brake light function
Handlebars	i:SY handlebars, height: 37 mm
Handlebar adjustment	SPEEDLIFTER Twist T22 170 mm
Stem	i:SY stem 70 mm
Handles	ERGON GP10 ergonomic handles
Seat post	i:SY seat post, 415 mm, Ø 34,9 mm
Saddle	VELO ZECURE, Hydro Foam, size S
Pedals	VP Components folding pedals
Headlight	SUPERNOVA M99 Mini Pro-45, 280 Lux
Rear light	SUPERNOVA M99 Tail Light-45
Pannier rack	i:SY Carrier with MonkeyLoad adapter
Perm. total weight	140 kg



Colours

- pepper black matt

CONTINUOUSLY
VARIABLE ENVIOLIO
GEAR SHIFT

GOOD TO
KNOW

S PEDELECS

- Speed pedelecs provide motor assistance up to 45 km/h
- Insurance is compulsory and a licence plate is required
- You must wear a suitable special cycling helmet
- You may only ride on roads and not in bike lanes or on bike paths

Other countries, different customs.
Other laws may apply when you ride your Speed in another country. Your specialist dealer will be glad to advise you.



Shown here: i:SY Speed R.14

i:SY CARGO

Cargo bikes, particularly those with an electric drive, are becoming increasingly popular and it would be hard to imagine cities without them. Ingenious and practical, they are a perfect fit for the i:SY vehicle concept.

Our i:SY CARGO models impress with their outstanding riding characteristics. Even with a full load, they can be steered very deftly, agilely and precisely through traffic, just like the i:SY pedelec you are already familiar with. That's why even new cargo bike riders can get to grips with the i:SY Cargo instantly and quickly feel safe while still managing to have fun!

With two different model lengths, we offer you the chance of finding the optimal transport partner for your needs if ever you need to move greater loads around ...





Shown here: poppy red shiny

i:SY CARGO N3.8 ZR

BOSCH PERFORMANCE LINE CARGO

Gear shift	ENVIOLIO continuously variable hub gear
Assistance	25 km/h
Range	See page 115 / battery range
Battery power	500 Wh
Motor power	36 V / 250 W
Weight	About 30,7 kg (including battery)
Push assist	6 km/h

Frame	Original i:SY Cargo 47 cm unisex
Motor	BOSCH Performance Line Cargo, 36 V / 250 W
Battery	BOSCH PowerPack 500, 36 V, 13,8 Ah
Charger	BOSCH Standard Charger 4 Ah
Display	BOSCH Intuvia
Rims	RYDE Andra 40 Disc, 32 H
Tyres	SCHWALBE Pick Up, Super Defense, 60-406
Brakes	TRP 4-piston hydraulic disc brake
Handlebars	i:SY handlebars, height: 37 mm
Handlebar adjustment	SPEEDLIFTER Twist T22 220 mm
Stem	i:SY stem 70 mm
Handles	ERGON GP10 ergonomic handles
Seat post	i:SY seat post, 415 mm, Ø 34,9 mm
Saddle	VELO ZECURE, Hydro Foam, size S
Pedals	VP Components folding pedals
Headlight	FUXON FF-100HB, 100 Lux LED with main beam
Rear light	FUXON COB-LED rear light on pannier rack
Pannier rack	i:SY Carrier with MonkeyLoad adapter
Perm. total weight	200 kg



Colours

- poppy red shiny
- seashell white shiny



CARGO BIKE SUBSIDY

Increasingly more German federal states, cities and municipalities are subsidising purchases of electric cargo bikes. It's not only worth trade firms, retailers and industrial companies applying; private households can also benefit from a climate-friendly transport subsidy.





Shown here: seashell white shiny

i:SY CARGO N3.8 ZR MAXI BOSCH PERFORMANCE LINE CARGO

Gear shift	ENVIOLIO continuously variable hub gear
Assistance	25 km/h
Range	See page 115 / battery range
Battery power	500 Wh
Motor power	36 V / 250 W
Weight	About 31,6 kg (including battery)
Push assist	6 km/h

Frame	Original i:SY Cargo 47 cm unisex
Motor	BOSCH Performance Line Cargo, 36 V / 250 W
Battery	BOSCH PowerPack 500, 36 V, 13,8 Ah
Charger	BOSCH Standard Charger 4 Ah
Display	BOSCH Intuvia
Rims	RYDE Andra 40 Disc, 32 H
Tyres	SCHWALBE Pick Up, Super Defense, 60-406
Brakes	TRP 4-piston hydraulic disc brake
Handlebars	i:SY handlebars, height: 37 mm
Handlebar adjustment	SPEEDLIFTER Twist T22 220 mm
Stem	i:SY stem 70 mm
Handles	ERGON GP10 ergonomic handles
Seat post	i:SY seat post, 415 mm, Ø 34,9 mm
Saddle	VELO ZECURE, Hydro Foam, size S
Pedals	VP Components folding pedals
Headlight	FUXON FF-100HB, 100 Lux LED with main beam
Rear light	FUXON COB-LED rear light on pannier rack
Pannier rack	i:SY Carrier with MonkeyLoad adapter
Perm. total weight	200 kg



Colours

- poppy red shiny
- seashell white shiny



i:SY CARGO N3.8 ZR MAXI

Would you like a little more?
Our compact Cargo bike will be joined by its big brother from the model year 2022: the new Cargo N3.8 Maxi features a cargo space 60 cm long. Carrying bulky objects will thus cease to be an issue: a Euro container will fit easily along the bike's length. With a total length of just 2.31 m, our compact bicycle with extra space retains its sleek, sporty riding performance.

GOOD TO KNOW

AIR PRESSURE

In practice, too little importance is often given to optimum air pressure. People often think "more is better" and blow tyres up quickly without giving it much thought. More's the pity, because that's how they lose a great deal of riding comfort.

The maximum air pressure for the Schwalbe PickUp tyre that we use is 4.5 bar.

That's a lot for a wide tyre but it also indicates the high quality of the carcass. But how much pressure does the tyre really need and what effect does it have?

The aim is to achieve smooth rolling performance and optimum driving comfort.

But let's look at the sitting position on the i:SY and the consequent weight distribution first. Most i:SY riders sit in a largely upright or very upright position, thus reducing load on the front wheel. As a result, there is no need for high pressure. We take a minimum pressure of 2.0 bar as a guide.

Depending on the weight of the rider, we recommend an air pressure of 2.0 to 2.5 bar in the front wheel. No more!

An upright sitting position logically places more strain on the rear wheel. Even so, we recommend **just 2.2 to 3.0 bar air pressure for a rear i:SY wheel, depending on the rider's body weight.** The tyre can thus absorb and cushion bumps and shocks effectively, but still turns very easily. Moreover, the tyre's design makes it extremely stable and puncture-proof.



i:SY

i:SY



MARTIN KUHLMEIER
i:SY Developer and Founder

Conclusion: perfect air pressure makes the difference. Less is clearly more here! Try out to see what air pressure is right for you. But do remember that air pressure also needs to be checked. Permeation means that even intact tubes lose air, so **please check the air pressure regularly (every 2 weeks).** We use auto valves, so you can check pressure at a filling station.

P.S.: you'll find more on air pressure, including for the i:SY Cargo in the i:SY operating instructions



ACCESSORIES

It doesn't matter what you use your i:SY for:
A long cycling trip? Shopping at the market? On the road
with a motorhome? Your daily commute? Carrying loads?
Cycling trip with your dog? Picnic excursion to a lake?
Taxi to preschool? Or a relaxing evening ride?

We have the right ingenious accessories for your bike and
your needs. They will make your mobile life just that little
bit more i:SY.



TRANSPORT ACCESSORIES

FRONT

i:SY FIX FRONT CARRIER WITH KLICKFIX

Stable i:SY front carrier with KLICKfix bracket

Material: steel; colour: black

Dimensions: 18 x 26 x 20 cm (WxHxD)

Max. load: 12 kg (carrier) / 7 kg (KLICKfix)
(without basket; see page 80 for shopping basket)

ART. NO. 230-00000

RRP 94,95 €

FITTED AS
STANDARD
ON ALL XXL
MODELS



i:SY MAXI FRONT CARRIER

Large, sturdy front carrier

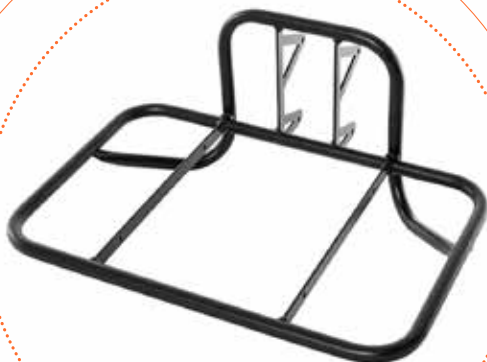
Colour: black

Dimensions: 45 x 16 x 29 cm (WxHxD)

Max. load: 12 kg

ART. NO. 230-00002

RRP 84,95 €



GOOD TO KNOW

PET ON BOARD

If you wish to take a pet with you on your bike, we strongly recommend our specially designed dog front carrier with the BASIL Buddy pet basket. The basket won't obstruct steering as it is attached to the head tube – safe riding is guaranteed thanks to the low centre of gravity. The basket simply clicks into the carrier with no tools required. If you wish, you can also remove the Buddy from your i:SY and use the handle to carry your pet. Guaranteed riding fun for you and your four-legged friend!



i:SY



i:SY DOG FRONT CARRIER

Sturdy design
Compatible with the BASIL Buddy dog basket
MIK system integrated
Can be attached with a KLICKfix adapter
Colour: black
Dimensions: 28 x 20 x 16 cm (WxHxD)
Max. load: 9 kg

ART. NO. 230-00001

RRP 109,95 €

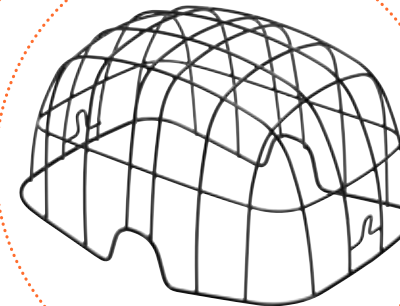


BASIL BUDDY DOG BASKET BY i:SY

including cushion and harness made of hygienic plastic
Easy to attach to the front carrier
Reflective elastic straps
Material: polypropylene,
Dimensions: 48 x 37 x 28 cm (external dimensions)
Fastening system: MIK
Volume: 32 litres; max. load: 9 kg

ART. NO. 230-00050

RRP 94,95 €



WIRE DOME FOR THE BUDDY DOG BASKET

The wire dome for the BASIL Buddy dog basket protects your four-legged friend and prevents pets from jumping out.

Material: Steel
Dimensions: 45 x 36 x 27 cm

ART. NO. 230-00051

RRP 19,95 €

KLICKFIX CADDY HANDLEBAR ADAPTER

Can be attached to the dog front carrier

ART. NO. 050-20544

RRP 23,95 €

i:SY



i:SY FRONT SHOPPING BASKET

Large, oval bike basket with carrying handle

Dimensions: 27 x 27 x 36 cm

Volume: 16 litres

Max. load: 7 kg

ART. NO. 230-00053

RRP 29,95 €



TRAVEL BAG BIKE BAG

Watertight, welded seams,
KLICKfix adapter and reflectors,
inside and outer compartments

For i:SY front carriers

Dimensions: 42 x 37 x 17 cm

Volume: 20 l

ART. NO. 230-00033

RRP 99,95 €



i:SY FRONT CARRIER SHOPPING BAG

Space-saving handy shopping bag and
KLICKfix adapter

ART. NO. 230-00062

RRP 49,95 €





NEW



i:SY LIFESTYLE BAG WITH KLICKFIX

Front bag with KLICKfix adapter with brown leather appliqués and shoulder strap
 Side and inside pockets with zip
 Material: Tarpaulin (waterproof)
 Dimensions (when closed): 39 x 35 x 15 cm (WxHxD)

ART. NO. 230-00032
 RRP 79,95 €



NEW

i:SY BACKPACK WITH KLICKFIX

Watertight, padded backpack with concealed KLICKfix adapter, reflective strips
 Dimensions: 43 x 37 x 18 cm (WxHxD)

ART. NO. 230-00030
 RRP 99,95 €



i:SY LOWRIDER PANNIER RACK

Attached to the fork; suitable for the watertight i:SY pannier(s) (small)

Material: aluminium

Colour: black

Weight: about 580 g

Max. load: 4 kg per side

ART. NO. 230-00003

RRP 59,95 €



WATERTIGHT PANNIER, SMALL

Material: polyester weave, PVC-free

Dimensions: 30 x 27 x 17 cm

Volume: 14 litres

ART. NO. 230-00063

RRP 79,95 € / UNIT PRICE



WATERTIGHT PANNIER, LARGE

With adjustable quick-release system

Material: polyester weave, PVC-free

Dimensions: 40 x 32 x 17 cm

Volume: 22 litres

Weight: about 840 g

For i:SY pannier rack

ART. NO. 230-00064

RRP 89,95 € / UNIT PRICE



GOOD TO KNOW

CENTRE OF GRAVITY

The i:SY has a low, central centre of gravity. This ensures an extremely safe ride, even with more baggage and at higher speeds if you wish.

If you are planning longer tours or bike trips, you should still attach the i:SY LowRider to the fork (or have it attached) due to the better weight distribution. Distributing 2/3 weight in the rear and 1/3 in the front has proven to be the most favourable. Pack heavy items towards the bottom of panniers!



Shown here: small, watertight pannier fastened to the Low Rider

CARGO TRANSPORT ACCESSORIES

CARGO TRANSPORT BAG BUTTERFLY BAG, 40 CM

The Butterfly Bag can fold up when not loaded, meaning the Cargo takes up extremely little space.

It includes a watertight cover to provide protection during transport and against rain.

Also see photo on right

ART. NO. 230-00060

Price not fixed at time of going to press

CARGO TRANSPORT BAG BUTTERFLY BAG 60 CM

(not shown)

ART. NO. 230-00061

Price not fixed at time of going to press



WOODEN BOX

Suitable wooden boxes are currently being developed for i:SY Cargos.

The i:SY wooden boxes provide adequate space for safe, stylish transport.

You'll find more information on our website at www.iSY.de.

ART. NO. 230-00054

Preis stand bei Redaktionsschluss noch nicht fest



TRANSPORT ACCESSORIES

REAR

i:SY PANNIER RACK BASKET

including MonkeyLoad adapter plate
Dimensions: 42 x 28 x 31 cm
Lockable

ART. NO. 230-00052
RRP 49,95 €



BASKET-BAG

This black shopping bag with an all-round zip fits perfectly into the i:SY pannier rack basket. The basket remains locked onto the bike. (Not shown)

ART. NO. 230-00065
RRP 24,95 €

BASKET-COOLBAG

With the new cooling bag, your shopping or picnic will stay fresh and cool for longer. It's obviously even better if you use ice packs. The bag fits perfectly into the i:SY pannier rack basket, features two long handles and can be sealed completely with the zip.

ART. NO. 230-00066
RRP 39,95 €

NEW



NEW



CARRYING CHILDREN PERFECTLY WITH i:SY

We have found this safe, lightweight child's bike seat for your all-important co-pilot. It offers premium comfort and provides a pleasant ride thanks to its impact-absorbing, padded shell. Needless to say, it's compatible with the new standard i:SY system pannier rack.

THULE YEPP NEXXT MAXI

Easily adjustable footrests and foot straps ensure a perfect fit and can be adapted as your child grows.

- Maximum weight of child 22 kg
- Weight of seat 3 kg
- 5-point safety harness
- Integrated reflector
- Water-repellent
- Easy to clean

ART. NO. 050-21308
RRP 139,95 €

GOOD TO KNOW

TWO-LEG STAND/HANDLEBAR DAMPER

A two-leg stand can be fitted to the i:SY. This can improve stability if you use a child seat or frequently carry sizeable shopping loads. We also recommend a handlebar damper. Your i:SY dealer will advise you.

i:SY

i:SY

NEW



i:SY FOLDABLE BASKET

Foldable basket, including MonkeyLoad adapter plate
See photo on right

ART. NO. 230-00034

RRP 74,95 €

i:SY PANNIER RACK TRUNK BAG

i:SY pannier rack Trunk Bag with MonkeyLoad
Adapter plate with side fold-out bags

Material: nylon
Dimensions: 30 x 20 x 18 cm

ART. NO. 230-00035

RRP 84,95 €



MONKEYLOAD ADAPTER PLATE

Also available separately.
Compatible with the i:SY pannier rack from 2022.
For bags, baskets, etc. With lock and key.
(Not shown)

ART. NO. 051-21602

RRP 17,99 €





HANDS OFF, THIEF!

Everyone wants to get their hands on an i:SY. We recommend our new ABUS lock set to ensure that your i:SY is secured twenty-four hours a day.

With our i:SY protection accessories, you're always on the safe side whether you're simply leaving your i:SY outside the bakery or need to park it where you can't keep an eye on it for a few hours.

i:SY KEY SOLUTION

Our ABUS lock set makes life a bit easier for you: just one single key to secure your bike and battery. An ingenious, convenient solution. It allows you to secure your i:SY anywhere at any time, protecting it from thieves.

i:SY LOCK SET (KEYED-ALIKE)

consisting of:

- ABUS frame lock
- matching plug-in chain 130 cm long
- made of solid steel
- sheathed in black fabric with i:SY logo
- robust, practical i:SY saddle bag to store chain
- four spare keys
- key card

ART. NO. 230-00031

RRP 139,95 €

GOOD TO KNOW


INSTALLATION COSTS


The prices for accessories indicated in this catalogue generally do not include costs for professional installation by your i:SY experts.

Includes saddle bag to tuck the plug-in chain away

RECOMMENDED PURCHASE!

Similar to image





i:SY SPITZEL CELL PHONE HOLDER

Suitable for most smartphones
Dimensions: 160 x 80 x 9 mm

ART. NO. 230-00005
RRP 34,95 €

i:SY ADAPTER

Compatible with MonkeyLink magnetic holder for: ML-Twist Bottle, ML-AnyBottle, ML-AnyThing, ML-Bordo lock bracket
Fitted into existing eyelets
Material: Stainless steel
Surface finish: brushed

ART. NO. 230-00004
RRP 14,95 €



MONKEYLINK LOCK MOUNT FOR ABUS BORDO

Suitable for ABUS Bordo
Attached to head tube with i:SY adapter and ML adapter
Dimensions: 177 x 53 x 51 mm

ART. NO. 050-28493
RRP 29,95 €

ABUS BORDO LOCK INCLUDING MONKEYLINK HOLDER

Colour: black; security: 10
Length: 90 cm
Lock type: key

ART. NO. 050-31840
RRP 99,95 €

ABUS BORDO NUMBER LOCK, INCLUDING MONKEYLINK HOLDER

Colour: black, security: 10
Length: 90 cm
Lock type: combination lock
(Not shown)

ART. NO. 050-31841
RRP 99,95 €



COMFORT ACCESSORIES

The i:SY has been designed in such a way that you feel at ease with it from the very start. When it comes to sitting comfort, however, you may need more since everyone has a different sitting posture. We offer a wide selection of exceptional components for this purpose, which will further optimise your i:SY riding enjoyment. Try them out at your dealer's and decide on the best seat ergonomics for you and that perfect i:SY feeling.

BY.SCHULZ PARALLELOGRAM SUSPENSION SEAT POST G.2 LTW

Ø 34,9 mm, 480 mm
(see photo on left)

80-105 kg: ART. NO. 060-32508
RRP 189,95 €



BY.SCHULZ PARALLELOGRAM SUSPENSION SEAT POST G.2 ST

Ø 34,9 mm, 450 mm
(not shown)

60-85 kg: ART. NO. 060-32487
100-130 kg: ART. NO. 060-32488
125-150 kg: ART. NO. 060-32489
RRP 189,95 €

PROTECTIVE COVER BY.SCHULZ (ST/LT)

Protective cover for by.schulz
Parallelogram suspension seat post 6.2
(not shown)

ART. NO. 060-32506
RRP 10,95 €

SUNTOUR PARALLELOGRAM SUSPENSION SEAT POST SP12-NCX, 31,6 MM

Ø 31,6 mm, 400 mm, adapter sleeve required,
Deflection: 50 cm. (Not shown)

ART. NO. 230-00091
RRP 94,95 €

SUNTOUR NEOPRENE CUFF

Finger guard for Suntour Parallelogram
seat post. (Not shown)

ART. NO. 060-32371
RRP 4,95 €



ZECURE HYDRO FOAM SADDLE

i:SY standard saddle model, size S
16,3 cm wide, max. 150 kg weight load

ART. NO. 061-30793

RRP 49,95 €

i:SY standard saddle model, size M
19,3 cm wide, max. 150 kg weight load

ART. NO. 061-30794

RRP 49,95 €

i:SY standard saddle model, size L
22 cm wide, max. 150 kg weight load

ART. NO. 061-30795

RRP 49,95 €



Shown here:
size M

ADJUSTABLE i:SY STEM

Adjustable stem with i:SY logo
Ø 31,8 mm

ART. NO. 230-00080

RRP 59,95 €



i:SY SPECIAL SADDLE SPANNER

This spanner allows you to adjust the saddle height quickly with little effort. Intricately manufactured clamping lever with chuck cones and spring. Works perfectly with a fixed clamping force in each lever position.

ART. NO. 230-00092

RRP 29,95 €

INSTALLATION COSTS

The prices for accessories indicated in this catalogue generally do not include costs for professional installation by your i:SY experts.

GOOD TO KNOW



NEW



i:SY ADAPTER

Compatible with MonkeyLink magnetic holder for:
 ML-TwistBottle, ML-AnyBottle, ML-Anything,
 ML-Bordo lock bracket
 Fitted into existing eyelets
 Material: stainless steel
 Surface finish: brushed

ART. NO. 230-00004
 RRP 14,95 €

MONKEYLINK MAGNETIC HOLDER

For MonkeyLink TwistBottle, ML-ABUS Bordo holder,
 ML-AnyBottle, ML-Anything

ART. NO. 050-28481
 RRP 7,99 €

MONKEYLINK ANYTHING TWIST BOTTLE HOLDER

Easily attached thanks to Boa Fit system
 Suitable for bottles up to 80 mm in diameter.
 Anti-slip insert for secure hold
 ML-magnetic holder included.

ART. NO. 050-28492
 RRP 39,99 €

MONKEYLINK TWIST BOTTLE

Attached with i:SY adapter and ML-magnetic holder only
 Fill capacity: 590 ml
 Dimensions: 208 x 86 mm

ART. NO. 050-28502
 RRP 39,95 €



MONKEYLINK ANY BOTTLE BOTTLE HOLDER

Material: Plastic
 Colour: black
 Attached with i:SY adapter and ML-magnetic holder only

ART. NO. 050-28491
 RRP 19,99 €



i:SY AIR PUMP

Mini-pump with retractable hose
 Material: aluminium/plastic
 carbon components
 Weight 132 g, Length 205 mm
 includes frame bracket suitable
 for i:SY Adapter with i:SY Logo

ART. NO. 230-00070
 RRP 39,95 €



PIMP MY DECAL SETS

i:SY

NEW

FANCY A BREATH OF FRESH AIR? »PIMP MY i:SY« CAN MAKE IT HAPPEN!

With »Pimp my i:SY« you'll give your i:SY a fresh, totally personalised look! We have developed seven unique designs which you can use to restyle your i:SY however you wish. You can easily attach the new »Pimp my i:SY« decals yourself - on your i:SY Compact or XXL frame.

»Pimp my i:SY« decal sets are packed in a small, high-grade metal tin and consist of:

- 1x steering head sticker
- 3x battery stickers (2 for sides and 1 for rear)
- 1x main tube sticker
- 1x i:SY logo sticker

INFO

WEATHERPROOF,
EASY TO ATTACH,
NO RESIDUE
WHEN REMOVED



PIMP MY DECAL SETS

i:SY

LOLLIPOP

ART. NO.
034-31075 Lollipop
034-31082 Lollipop XXL
RRP: 29,95 €



PIMP MY DECAL SETS
i:SY
SUNDOWNER

ART. NO.
034-31073 Sundowner
034-31080 Sundowner XXL
RRP: 29,95 €



PIMP MY DECAL SETS
i:SY
EVERYBODY'S DARLING

ART. NO.
034-31077 Everybody's Darling
034-31084 Everybody's Darling XXL
RRP: 29,95 €



PIMP MY DECAL SETS
i:SY
FRESH'N COOL

ART. NO.
034-31074 Fresh'n Cool
034-31081 Fresh'n Cool XXL
RRP: 29,95 €



PIMP MY DECAL SETS
i:SY
SOFT BLUES

ART. NO.
034-31072 Soft Blues
034-31079 Soft Blues XXL
RRP: 29,95 €



PIMP MY DECAL SETS
i:SY
HAPPY STRIPES

ART. NO.
034-31076 Happy Stripes
034-31083 Happy Stripes XXL
RRP: 29,95 €



PIMP MY DECAL SETS
i:SY
ORANGE FITS!

ART. NO.
034-31071 Orange fits!
034-31078 Orange fits!
RRP: 29,95 €





GOOD TO KNOW

BATTERY RANGE

A battery's range depends on many factors, so it can vary, even between partners and with identical vehicle models. A number of parameters need to be taken into account to determine the range as precisely as possible. Besides the motor and battery type, these include amongst others:

- Riding habits (use of preferred mode)
- Rider's weight
- Average speed
- Topography
- Wind conditions
- Outside temperature, etc.

BOSCH has developed an e-bike range assistant to provide you with an extremely precise specification of ranges into which you can enter your own particular values.

You'll find the range assistant on the Bosch website or directly at the following address: www.bosch-ebike.com/en/service/range-assistant

e-mobilität

i:SY

i:SY

OUR WARRANTY INFORMATION

You acquire a high-quality, German-made product when you purchase an i:SY. Consequently, when you purchase an i:SY e-bike in the EU, we provide you with a manufacturer's warranty as follows:

1. i:SY Plus warranty (valid from the date on the purchase receipt for all new i:SY bikes from model year 2022, fully assembled by an i:SY specialist dealer or, in the case of online sales, a pre-assembled complete bike for fine adjustment by the customer)

- 5 years for broken frame
- 2 years for components and electronics
- 2 years for battery (residual capacity of 60 % after 2 years or 500 complete charging cycles, whichever is reached first; when battery is operated and charged as per operating instructions)

2. You can make warranty claims at an authorised i:SY specialist dealer's immediately when a defect arises on presenting the purchase receipt or other meaningful proof of purchase.

3. Before a warranty claim is accepted, we will check the existence of a valid claim help from one of our authorised i:SY specialist dealers. This takes a maximum of 20 working days. You are obliged to provide the i:SY specialist dealer with the e-bike for this purpose.

4. We will choose whether to provide a remedy either by repairing the faulty part or supplying a replacement. Replaced parts become our legal property.

5. Our warranty does not apply if you have not complied with the maintenance intervals that we specified in the operating instructions or if maintenance has been carried out incorrectly. As a general rule, we only assume proper maintenance if an authorised i:SY specialist dealer has performed the maintenance. Warranty claims are also excluded in the following cases:

5.1 There is no entitlement to a warranty service in the case of purely minor deviations from the warranted condition which are insignificant for our i:SY e-bikes' usability. There is also no entitlement in the case of damage due to normal wear and tear (e.g. scratches on the frame) or for wear parts.

5.2 Warranty claims are invalid if the defect is due to improper use of our i:SY, e.g. overloading or the lack of/inadequate maintenance.

5.3 We do not provide a warranty for damages caused due to repairs, conversions, modifications or other interventions which have not been carried out by an authorised i:SY specialist dealer.

5.4 The warranty does not cover accidental damage or damage due to fire, frost or the demonstrable influence of a third party (e.g. vandalism).

6. Provision of warranty service does not cause an extension of the warranty period nor does it not trigger a new warranty period. The warranty period for replacement parts ends with the warranty period for the original i:SY e-bike.

7. Claims arising from this contract shall not affect the seller's obligation to provide a warranty. We hope you enjoy your i:SY! Our authorised i:SY specialist dealers and your i:SY team will be pleased to assist you if you have any questions on our warranty services.

i:SY

i:SY



i:SY 2022 MODELS

Model	Page	Gear shift	Weight roughly in kg	Drive unit		Motorisation						Battery Wh	Battery										permitted total weight			
				Chain	GATES toothed belt	BOSCH Active Line Plus	BOSCH Performance Line	BOSCH Performance Line CX	BOSCH Performance Line Speed	BOSCH Performance Line Cargo	pepper black matt		poppy red shiny	froggy green shiny	champagne shiny	cosmos blue matt	seashell white shiny	happy orange shiny	wild cherry shiny	mint green matt	jungle green shiny	140 kg	180 kg	200 kg		
i:SY S8																										
S8 F	22	SHIMANO Nexus 8-speed, with freewheel	23,8	x			x					400	x											x		
S8 F	23	SHIMANO Nexus 8-speed, with freewheel	23,8	x			x					500	x	x	x									x		
S8 RT	25	SHIMANO Nexus 8-speed, with backpedal	24,1	x			x					500	x	x	x									x		
i:SY E5																										
E5 ZR F	28	SHIMANO Nexus 5-speed, with freewheel	23,7		x			x				500	x	x	x	x	x	x	x	x	x			x		
NEW E5 ZR RT	29	SHIMANO Nexus 5-speed, with backpedal	24,0		x			x				500	x	x	x	x	x	x	x	x	x			x		
NEW E5 ZR F Di2	32	SHIMANO Nexus 5-speed, with automatic	22,9		x				x			500	x	x	x	x	x	x	x	x	x			x		
i:SY N3.8																										
N3.8 ZR	42	ENVILOLO continuously variable hub gear	24,4		x			x				500	x	x	x	x	x	x	x	x	x			x		
NEW N3.8 ZR COMFORT	44	ENVILOLO continuously variable hub gear	24,9		x			x				500	x	x	x	x	x	x	x	x	x			x		
i:SY R14																										
R14 ZR	48	ROHLOFF Speedhub E-14, electronic	23,5		x				x			500			x	x								x		
i:SY XXL																										
NEW XXL E5 ZR F COMFORT	54	SHIMANO Nexus 5-speed, with freewheel	26,6		x			x				500	x	x	x	x	x	x	x	x	x				x	
NEW XXL E5 ZR RT COMFORT	55	SHIMANO Nexus 5-speed, with backpedal	26,9		x			x				500	x	x	x	x	x	x	x	x	x				x	
XXL N3.8 ZR	56	ENVILOLO continuously variable hub gear	26,5		x			x				500	x	x	x	x	x	x	x	x	x				x	
NEW XXL E5 ZR F Di2	57	SHIMANO Nexus 5-speed, with automatic	25,0		x				x			500	x	x	x	x	x	x	x	x	x				x	
XXL R14 ZR	60	ROHLOFF Speedhub E-14, electronic	25,6		x				x			500			x	x									x	
i:SY SPECIAL MODEL																										
NEW JUNGLE E5 ZR F	36	SHIMANO Nexus 5-speed, with freewheel	24,6		x			x				500												x	x	
NEW JUNGLE E5 ZR RT	37	SHIMANO Nexus 5-speed, with backpedal	24,9		x			x				500												x	x	
i:SY SPEED																										
NEW SPEED N3.8 ZR	63	ENVILOLO continuously variable hub gear	24,3		x					x		500	x												x	
SPEED R14 ZR	64	ROHLOFF Speedhub E-14, electronic	23,7		x					x		500	x	x											x	
i:SY CARGO																										
CARGO N3.8 ZR	68	ENVILOLO continuously variable hub gear	30,7		x						x	500		x												x
NEW CARGO N3.8 ZR MAXI	70	ENVILOLO continuously variable hub gear	31,6		x						x	500		x												x

Lieblingssfarbe?



pepper black matt



seashell white shiny




poppy red shiny




happy orange shiny



froggy green shiny



wild cherry matt




champagne shiny



mint green shiny



cosmos blue matt



jungle green matt
(for special model only)



GOOD TO KNOW

TOTAL WEIGHT:

An i:SY is generally classed as a lightweight bike. But how can we optimise its weight further?

A bike should always be as light as possible but, even so, it should still offer optimum comfort and maximum safety. Getting this combination right is easier said than done. Let's look at the most important components: in the i:SY, the frame and fork together account for 18 % of the total weight. The motor, battery and controller represent around 30 %. The two wheels with tubes and tyres alone make up around 25 %. This leaves 27 % for all remaining components.

But where can we save on weight? As an i:SY and daily user, I can quite honestly say it's not a good idea at the moment since I can't or don't want to give anything up. I want to have an exceptionally rigid frame which ensures I am completely safe in all ride situations. I want to have sturdy wheels and the most puncture-proof 20" tyres there are. I need a pannier rack which will provide me with maximum benefit. Durable components and handlebar height adjustment which is the best on the market complete the all-round carefree package. If I had only thought about optimising weight for all items

to name just a few aspects, I still would not be able to eliminate 140 kilograms of the permissible total weight (or 180 kg for the XXL). It would then not be possible to adjust the handlebars in height precisely to my needs or turn them 90 degrees to save space and punctures would probably also be a common occurrence. Fortunately, the greater weight for motorisation does not have too much impact on the i:SY. It can still be ridden easily without motor assistance if required and it accelerates very quickly thanks to the lower momentum mass of small wheels. The i:SY will go up a hill in next to no time and can be braked just as safely and precisely.

In short: weight is not the only decisive factor. The outstanding riding characteristics and general handling are more important.

And that is what i:SY provides :)

MARTIN KUHLMEIER
i:SY Developer and Founder





Prices and equipment features are subject to change. No liability accepted for printing errors. Subject to modifications. Errors and omissions excepted. Date 10/2021.